

Mummification



Emmy Elter
Sinclair Rowland
Venessa Tsuprun

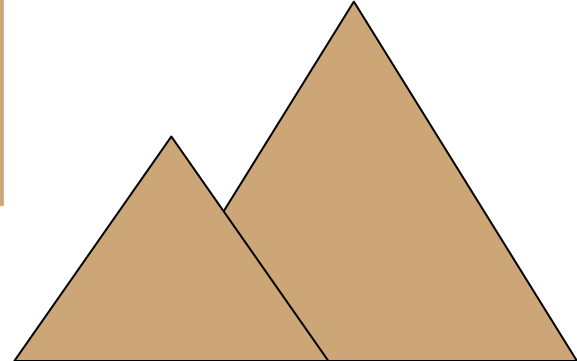
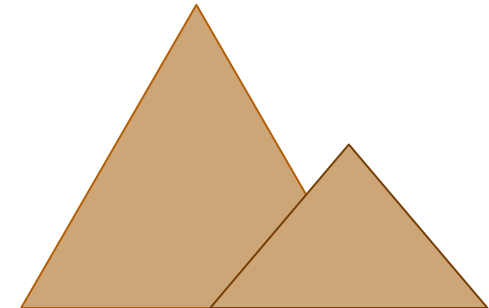


Table of Contents

- *Mummification process (Sinclair Rowland)*
- *Afterlife and Religion (Emmy Elter)*
- *Medical Skills (Venessa Tsuprun)*
- *Tombs (Venessa Tsuprun)*



Welcome To The Tomb

We are are happy you are here! You have a once in a lifetime trip to the world of the dead. You get to meet the Egyptian gods and Goddess, see the medical tools, the tombs where they laid people to rest but the most important part? The mummification process. Are you ready to see your final resting place?

Mummification Process

You have sadly passed
away.

Lucky for you, you still have
a long way to go

What you need:

- Canopic jars
- Linen Straps (a lot of them)
- Sarcophagus
- Natron Salt
- Resin
- Sawdust
- Plaster
- Onions
- Fake hair
- Portrait masks
- Scarab beetle amulet
- Animal jars
- Food, water, clothes etc

Step 1: Remove Internal Organs

Lungs, Liver, stomach and intestines dried/preserved in resin then wrapped in linen and then stored in canopic jars

Liver: In a jar with human head of god Imsety

Lungs: In a jar with baboon head of god Hapy

Stomach: In a jar with jackal head of god Duamutef


Intestines: In a jar with falcon head of god
Qebehsenuef

What about Brain?

You don't need it! It doesn't even need a jar! Discard of it by using a hook

What about Heart?

That stays in the body- you will need it later
Heart-center of thought, reason, memory, emotion, wisdom and personality [ENTIRE IDENTITY]



Important Facts:

When stomach is cut, it is sewn up and covered with the carving of the eye of the sun god Horus


Person who cut you open will run away because his work insults the gods/ people throw stones at the person

Step 2: Natron

You have to coat the body with the salt like chemical of natron and then you have to wait a 40+ day process of the natron drying the body

After Natron?

- Natron removed from body
- Body rubbed with oils (for soft skin)
- Place of organs are replaced with sawdust, rags, chaff
- 15 days of wrappage/20 layers of linen bandages
- Bandages stiffened with plaster to create case for mummy



Step 3: Decorations

Now it times for decorations of the mummies.

What is needed for decorations?

Fake eyes (onions) and fake hair must be added to the mummy

Portrait masks (must look like yourself; made by painters)



Step 4: Coffins

Of course you can't just leave a linen wrapped body like that! You need a coffin

What to use coffins for?

Coffins are going to be where the body is placed

Wealthy: 3 coffins stuffed inside one another

Pictures of gods and sells to protect deceased

Coffin(s) placed inside huge sarcophagus (huge stone coffin)



Step 5: Funeral


You need a funeral

What to expect:

Mourners (The women) sob and wail loudly/
wearing blue dresses and throwing dirt/ash
on themselves

Your coffin being pulled by boat

Priest does gesture so your senses are
restored



—IMPORTANT NOTE: Mourners are
HIRED PROFESSIONALS

Animal Mummies?!

Animals were embalmed for the afterlife. But there were many differences based on why they were being embalmed

ANIMALS WERE HARMED IN THE MAKING OF THIS



Different Kinds Of Reasons:

Food- You always need something to eat...

Pets- What would the afterlife be without your best friend?!

Cult Animal- They have special powers

Embalmed Animal- The gods need it so they will be pleased of course

Peace At Last?

You think that you can finally rest for eternity in your cozy sarcophagus. Think again! Sadly, you tomb will be disturbed by all sorts of things.

Tomb Robbers:

- Linen was very valuable for how much time it took
- Glass was scarce because it could be made into new objects
- Jewels of gold could be melted and reused
- Frankincense and Myrrh were valuable for their fragrance and role

Noisy Tourists:

- People come to Egypt and use mummy supplies for their own needs
- They were obsessed with scarab beetle

Paper



Outbreak of cholera caused by using brown paper (linen) to wrap meat

Firewood



Arms and legs used as torches

Paint



Made from ground up mummy remains

Fertilizer



Cats used as fertilizer

How Was the Mummification Process Important?

The Mummification Process was important because it helped honor the dead in their own way while also using materials to help the process. The time and effort going into mummification was unreal


It helped make medical history as well
It also reflected their religion



Important Note: In The Old Kingdom, mummification was not meant for everyone, nobility or rich people were the only ones who could afford it. Later, shortcuts were devised so ALL Egyptians could be mummified.

Afterlife and Religion

The Afterlife and Religion is a important part of the Mummification process. It shows their culture through paintings and art.



Judgment of the dead

*Meet the King of the
Underworld and his
Advisor*

The king is stronger
than a god

Annubis - a
god, the judge
of the dead



Osiris - the
King of the
Underworld



*The wife to the King - but she's
much more than that*



Osiris with his wife
Isis and son Horus

Isis -
Goddess of
Magic and
Wisdom

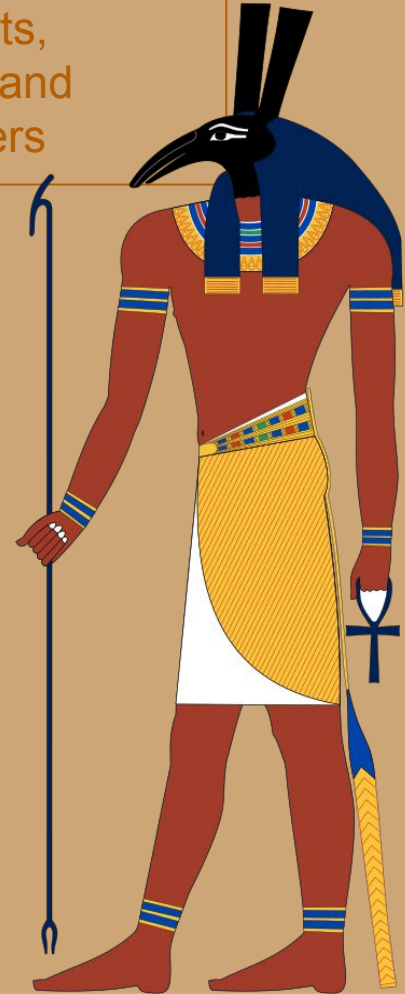


Drama in the Family of Gods

Horus -
God of the
Sky

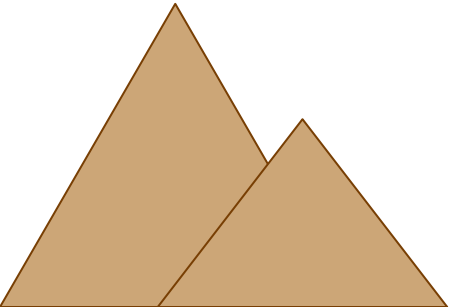


Seth (Set) - God
of Deserts,
Storms, and
Foreigners




Ammit - Devourer of the Dead

If you failed the judging, he ate your heart.



*Rituals were very important
to Egyptians.*


They had rituals to
let people move, walk,
and eat in the afterlife.



Party in the Afterlife anyone?

Egyptians had a specific packing list for their tomb, especially pharaohs. These things help them enjoy the afterlife.

Pharaohs or rich people in the old Kingdom were only given coffins since they were limited and expensive. In the new Kingdom they made room for everyone to have one.



What does the Afterlife to look like?

It looks like:

- Bright & Colorful
- Lots of Food
- Peaceful



Medical skills

Ancient Egyptians have come a long way using Medical skills.






Toothists

1. Dentists called “Toothists” or “tooth workers” were important in ancient Egypt, they helped a lot of people fix teeth by applying medicines to the teeth.
2. They wrapped gold wire around loose teeth to prevent them from falling out.



Medicines

1. Ancient Egypt used herbs, and drugs to treat all types of different illnesses. Without them most would die at a young age.
2. They also used Splints and bandages to heal scratches or cuts.



Egyptian tombs

Tombs were an important part of the mummification process.




What were tombs made of?

Tombs were made of stone and covered the area of several city blocks.



Tomb facts



1. Large tombs signify the importance of the dead.
2. People were placed in tombs to be protected from wild animals, robbers, and bad weather.
3. Egyptians honored pharaohs in a unique way, they build great tombs for them.

End of the Tour!

Thank you for touring with us. We hope you enjoyed your trip. Just to recap, you saw the process of your mummification, met the gods and goddess, looked at the medical skills, and saw your tomb and others. Good luck in the Afterlife!